

WBO | WVS | WHO

ANGULARES STANDARD

GAMA COMPLETA



Angulares standard, ideais para todas as pequenas ligações de marcenaria ou carpintaria.

MADEIRA-MADEIRA

Ideais para ligações madeira-madeira, graças aos furos de 5 mm.

MADEIRA-BETÃO OU ALVENARIA

Os furos aumentados em alguns modelos permitem a fixação em betão ou alvenaria.




CLASSE DE SERVIÇO

SC1	SC2	WBO, WVS, WHO	
SC1	SC2	SC3	WHO A2, LBV A2

MATERIAL

S250
Z275 WBO - WVS - WHO: aço carbônico S250GD + Z275

A2
AISI 304 WHO A2, LBV A2: aço inoxidável A2 AISI304



CAMPOS DE EMPREGO

Aplicações estruturais ou não estruturais, para a fixação de qualquer elemento de madeira. Adequadas para pequenas estruturas, mobiliário e pequenas ligações de marcenaria.

Aplicar em:

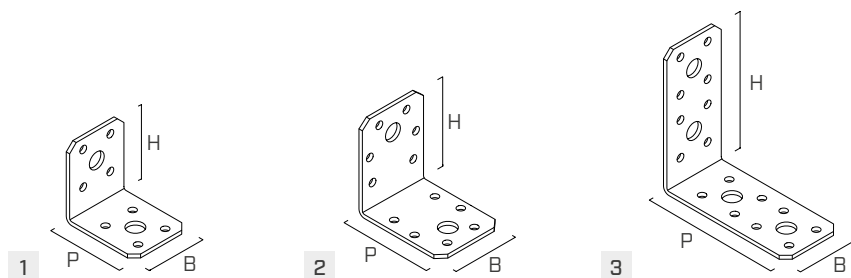
- madeira maciça e lamelar
- LVL
- outros materiais à base de madeira





CÓDIGOS E DIMENSÕES

WBO 50 - 60 - 90

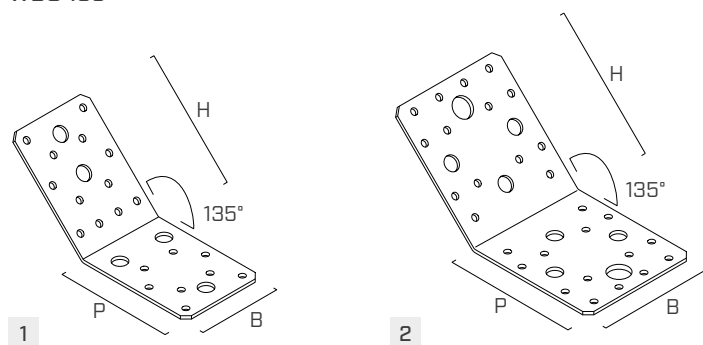
S250
Z275





CÓDIGO	B [mm]	P [mm]	H [mm]	s [mm]	n Ø5 [pçs]	n Ø11 [pçs]			pçs
1 WBO5040	40	50	50	2,5	8	2	●	●	150
2 WBO6045	45	60	60	2,5	12	2	●	●	50
3 WBO9040	40	90	90	3,0	16	4	●	●	100

WBO 135°

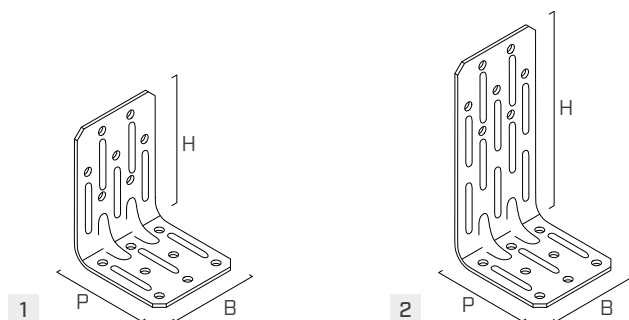
S250
Z275





CÓDIGO	B [mm]	P [mm]	H [mm]	s [mm]	n Ø5 [pçs]	n Ø11 [pçs]	n Ø13 [pçs]			pçs
1 WBO13509	65	90	90	2,5	20	5	-	●	●	100
2 WBO13510	90	100	100	3,0	28	6	2	●	●	40

WVS 80 - 120

S250
Z275

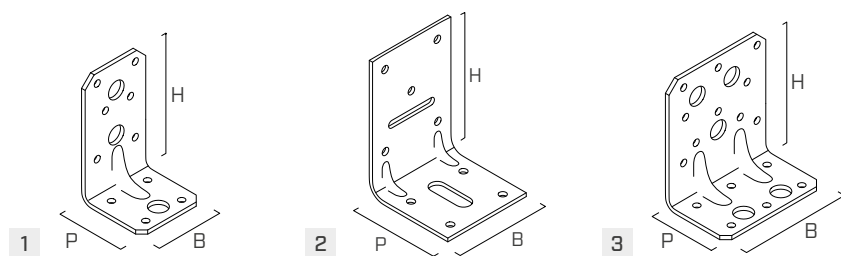




CÓDIGO	B [mm]	P [mm]	H [mm]	s [mm]	n Ø5 [pçs]			pçs
1 WVS8060	55	60	80	2,0	15	●	-	100
2 WVS12060	55	60	120	2,0	15	●	-	100

CÓDIGOS E DIMENSÕES

WVS 90

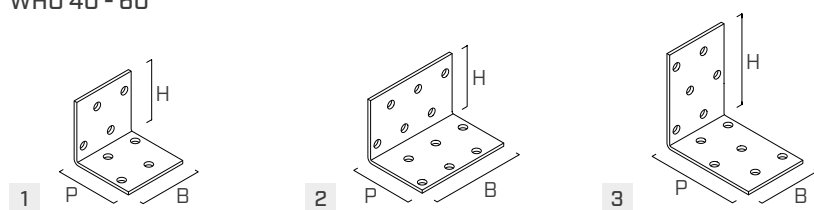
S250
2275





CÓDIGO	B [mm]	P [mm]	H [mm]	s [mm]	n Ø5 [pçs]	n Ø13 [pçs]	n Ø _v [pçs]	n Ø _H [pçs]			pçs
1 WVS9050	50	50	90	3,0	10	3	-	-	●	●	100
2 WVS9060	60	60	90	2,5	9	-	1 - Ø5 x 30	1 - Ø10 x 30	●	-	100
3 WVS9080	80	50	90	3,0	16	5	-	-	●	●	100

WHO 40 - 60

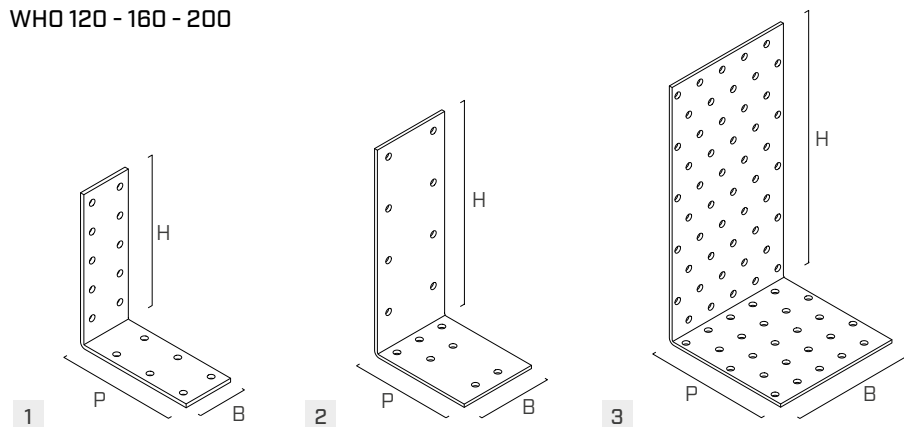
S250
2275





CÓDIGO	B [mm]	P [mm]	H [mm]	s [mm]	n Ø5 [pçs]	n _v Ø5 [pçs]	n _H Ø5 [pçs]			pçs
1 WHO4040	40	40	40	2,0	8	4	4	●	-	200
2 WHO4060	60	40	40	2,0	12	6	6	●	-	150
3 WHO6040	40	60	60	2,0	12	6	6	●	-	150

WHO 120 - 160 - 200

S250
2275



CÓDIGO	B [mm]	P [mm]	H [mm]	s [mm]	n Ø5 [pçs]	n _v Ø5 [pçs]	n _H Ø5 [pçs]			pçs
1 WHO12040	40	95	120	3,0	16	10	6	●	-	100
2 WHO16060	60	80	160	4,0	15	8	7	●	-	50
3 WHO200100	100	100	200	2,5	75	50	25	●	-	25

WHO A2 | AISI304 - LBV A2 | AISI304

A2
AISI 304

CÓDIGO	B [mm]	P [mm]	H [mm]	s [mm]	n Ø4,5 [pçs]	pçs
1 WHOI1540	15	40	40	1,75	4	50
2 LBVI15100	15	100	-	1,75	4	50

